

# End of Course Summary

Pope High School

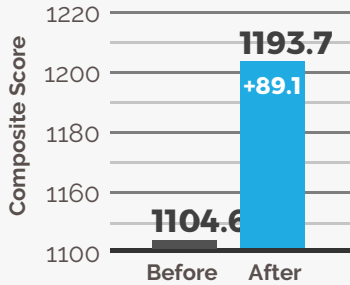
Students: 68 (with pre-class and post-class scores)



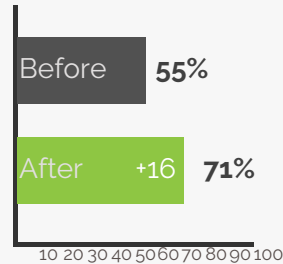
**+89.1** Avg. SAT composite score increased by **89.1 points**

**+16%** Avg. SAT percentile rank increased by **+16%**

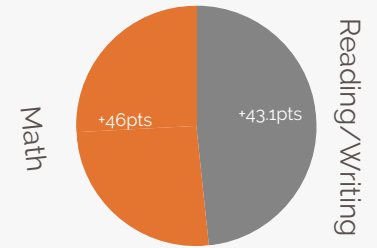
**M** Biggest gain was in the **Math** section.



Total Score Increase



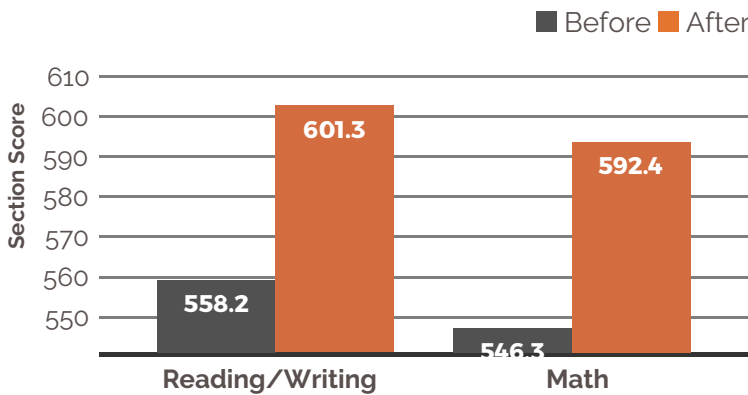
Percentile Rank



Total Score Increase

## Score Breakdown

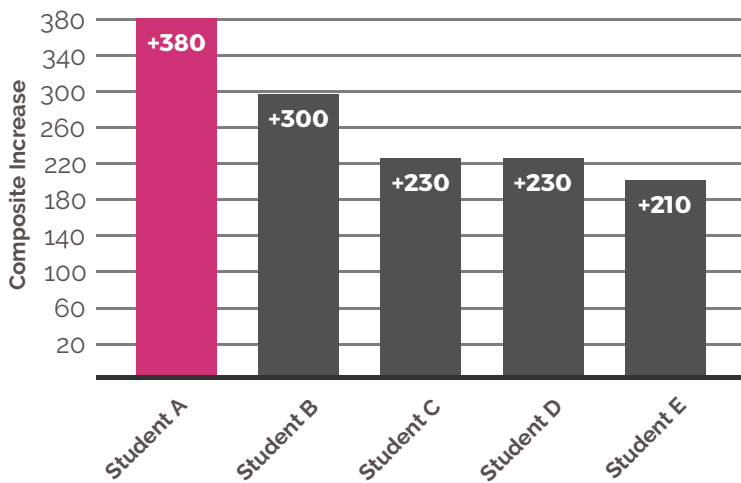
See how students have improved on each section.



SECTION	SCORE	INCREASE
Reading/Writing	601.3	43.1
Math	592.4	46
Composite		<b>89.1</b>

## Top Student Gains

See the highest overall gains in the class.



STUDENT	MOST IMPROVED	TOTAL INCREASE
Student A	Composite	<b>380</b>
Student B	Composite	300
Student C	Composite	230
Student D	Composite	230
Student E	Composite	210